

BATTERY LABELLING CHECKLIST

GRID CONNECTED BATTERY INSTALLATION




⚡ LABELLING THE SWITCHBOARD

Mandatory Switchboard Labels



Green Circular ES Sign

Reflective, 100 mm diameter, shows “ES” and UN number (e.g., UN3480 for lithium-ion); alerts emergency services to battery storage.



SDS (Safety Data Sheet)

Hard copy at main switchboard and given to owner; contains battery chemistry, hazard, and emergency info.



Main Switch (Inverter)

Identifies main switch for battery inverter; max two per install; label location matches inverter connection point.



Main Switch (Grid)

Main isolation for all grid-supplied circuits; only one per site unless special conditions apply.



Main Switch (Alternative)

Isolates all backup/alternative supply circuits powered during outage.



Multiple Mode IES Warning

Warns neutral/earth may be live under certain conditions; required for multimode inverters.



Alternative Supply Circuits

Identifies circuits energised during backup mode; can be group or individual circuit labels.

ALTERNATIVE SUPPLY CIRCUITS

Switchboard labels required in specific situations



Battery System Location

Plan showing battery location if not obvious from main switchboard/meter.



Main Switch (Independent)

For stand-alone battery systems not exporting to grid; isolates independent supply.

For more information around how to label an installation correctly, and more CPD courses, scan this QR code to check out our **Labelling a Grid Connected Battery Installation - CPD362**



BATTERY LABELLING CHECKLIST

GRID CONNECTED BATTERY INSTALLATION



⚡ LABELLING THE SWITCHBOARD



Isolator (Grid Input)

Marks grid isolator that isn't a main switch, typically at a distribution board.

Main Switch (Supplementary)

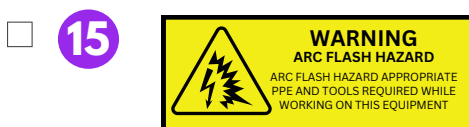

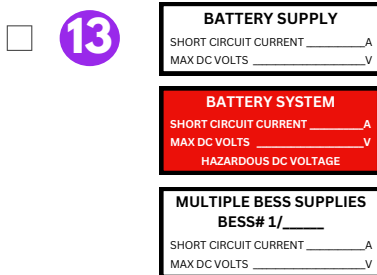
For additional non-primary supply sources to a board.

Main Isolator (Grid)

Local grid isolation when main grid switch is located elsewhere.

🔋 LABELLING THE BATTERY

Mandatory Battery Labels



Battery System Voltage Label

States "Battery System" or "Battery Energy Storage System", short-circuit current, max DC voltage, and "Hazardous DC Voltage" if over DVC-A

Danger – Toxic Fumes

Indicates toxic gas risk under certain fault conditions; includes PPE requirements.

Arc Flash Hazard

Warns of arc flash danger for systems above "minor" category per AS/NZS 5139.

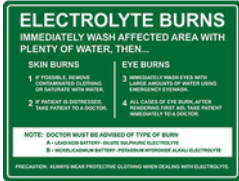




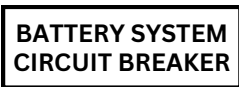

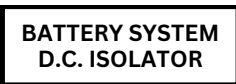

Shutdown Procedure

IStep-by-step shutdown instructions with matching terminology and yellow warning header.



LABELLING THE BATTERY

Battery labels required in specific situations

- 17** 
- 18** 
- 19** 
- 20** 
- 21** 
- 22** 
- 23** 
- 24** 
- 25** 

Chemical Hazard

For systems categorised as chemical hazards; outlines first aid steps for exposure.

Danger – Restricted Access

Used on enclosures or rooms housing battery systems; limits entry to authorised personnel.

Danger – Risk of Battery Explosion

For systems with explosive gas hazard; indicates risk and fault conditions.

Multiple Battery Systems Warning

Alerts when multiple battery systems require isolation.

Warning – Do Not Disconnect Under Load

For high-voltage batteries per Clause 6.3.1.3.10; placed near isolation points.

Overcurrent Device Label

Identifies protective devices; must match shutdown procedure and be visible from 1 m.

Battery System Cable Labels

“Battery” label every 2 m for remote inverter/battery setups.

Battery System DC Isolator

Identifies battery DC isolator; wording must match shutdown procedure.

Other equipment labelling

All components associated with a battery system must be clearly and consistently labelled. This includes equipment, switches, circuit breakers, and any relevant points of isolation or control

